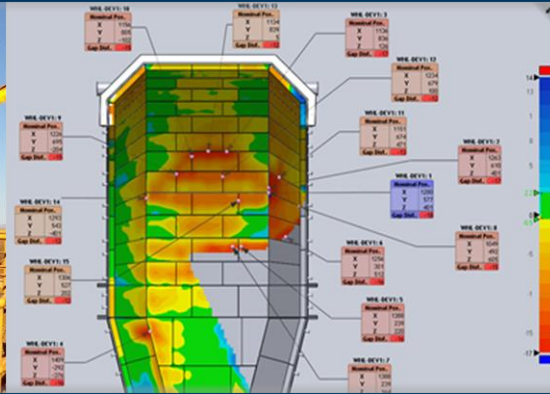


Chute Management



CPC Asset Management provides a full range of Chute Management Services, including:


- Complete application assessments providing recommendations for improvements to existing materials handling installations or new chute designs based on ore flow ability data and customer requirements.
- New chute design and manufacture using conventional methodology or “linerless” systems which create a bed of material as the wear surface and provides soft loading to the outgoing conveyor reducing chute and conveyor maintenance costs.
- Design and supply of wear components for bins, chutes and hoppers with a full range of materials available:
 - Quench and tempered plate
 - Iron and steel casting
 - Ceramics and composites
 - Chromium carbide overlay plate
 - Rubber
- Condition monitoring services using traditional non-destructive measurement techniques or 3D terrestrial scanning which reduces hazard exposure to personnel and provides a quick, repeatable and accurate method of mapping liner wear.

CPC ENGINEERING

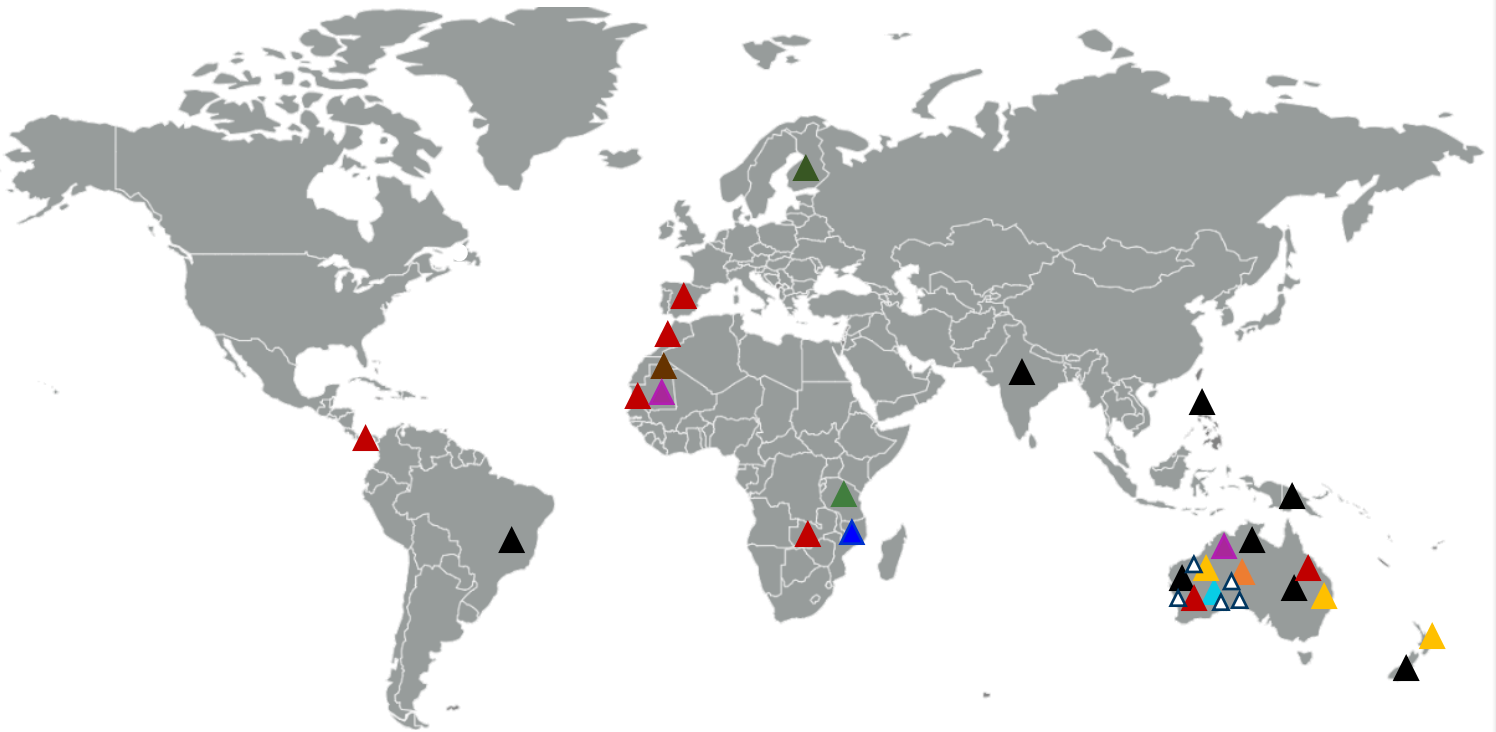
A reputation built over 45 years of expertise and integrity, delivering engineering, construction and maintenance services to the minerals resource sector.

CPC's success is driven by a commitment from our people to add value in everything we do.

CPC employs over 300 personnel in Australia and overseas.



CPC Engineering is committed to taking appropriate measures to protect the safety, health and welfare of its employees, customers, contractors, visitors and the community.



- ▲ Base Metals
Copper
Lead
Nickel
Zinc
- ▲ Precious Metals
Gold
Silver
- ▲ Transition Metals
Scandium
Tungsten
- ▲ Iron Ore
- ▲ Graphite

- ▲ Tin
- ▲ Water treatment
- ▲ Mineral Sands
- ▲ Lithium
- ▲ Chromite
- ▲ CPC Location

Headquarters - PERTH

Ph: +61 8 9365 0300
E: CPCprojects@cpceing.com.au

PORT HEDLAND

Ph: +61 8 9172 9200
E: CPCporthedland@cpceing.com.au

KALGOORLIE

Ph: +61 8 9025 1100
E: CPCkalgoorlie@cpceing.com.au

RAVENSTHORPE

Ph: +61 8 9838 1555
E: CPCravensthorpe@cpceing.com.au

KAMBALDA

Ph: +61 8 9027 8000
E: CPCkambalda@cpceing.com.au

ESPERANCE

Ph: +61 8 9071 1877
E: CPCravensthorpe@cpceing.com.au